



# Utah

# Minimum Staffing Impact Summary

## Requirements Met

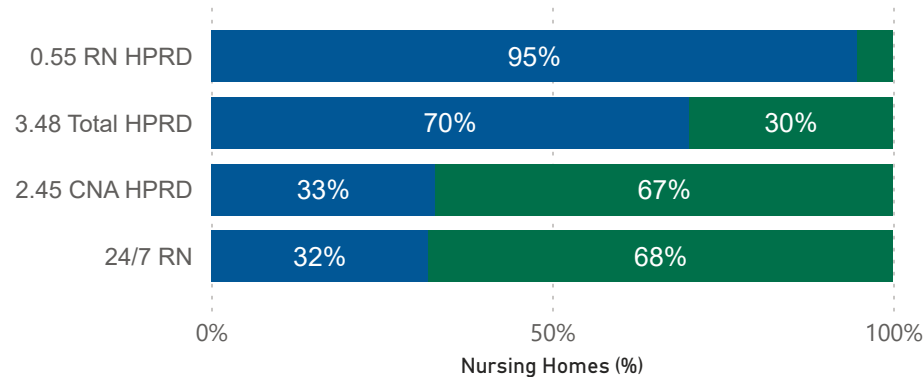
Nursing homes currently meeting requirements

# 97

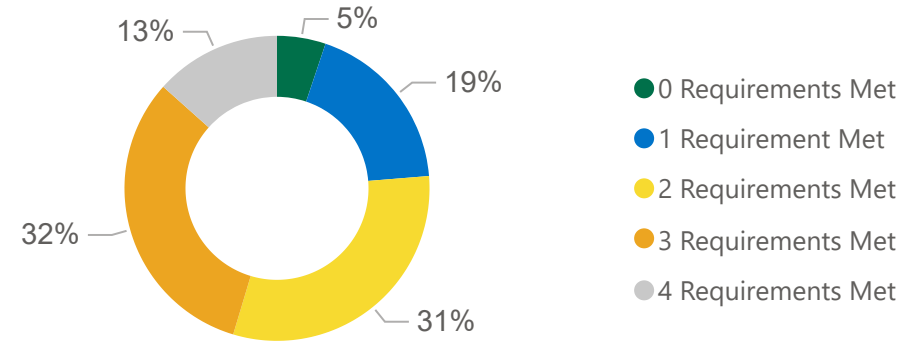
Total Nursing Homes

### By Requirement

● Yes ● No



### Combination



## Staff Needed

Nurse Full Time Equivalents (FTEs) needed

# 310

Total (All Requirements)

### By Requirement

289 CNAs for 2.45 HPRD	2 RNs for 0.55 HPRD
18 RNs for 24/7	146 Total 3.48 HPRD

## Annual Cost

# \$14.8 million

Total Annual Cost (All Requirements)

### By Requirement Annual Cost

CNA 2.45 HPRD	\$12,983,819
3.48 HPRD	\$9,227,940
RN 0.55 and 24/7	\$1,624,188

## Resident Impact

Potential decrease needed in average daily census to meet each requirement

# 625

Total (All Requirements)

### By Requirement

625 CNA 2.45 HPRD
20 RN 0.55 HPRD
223 Total 3.48 HPRD



# Nation

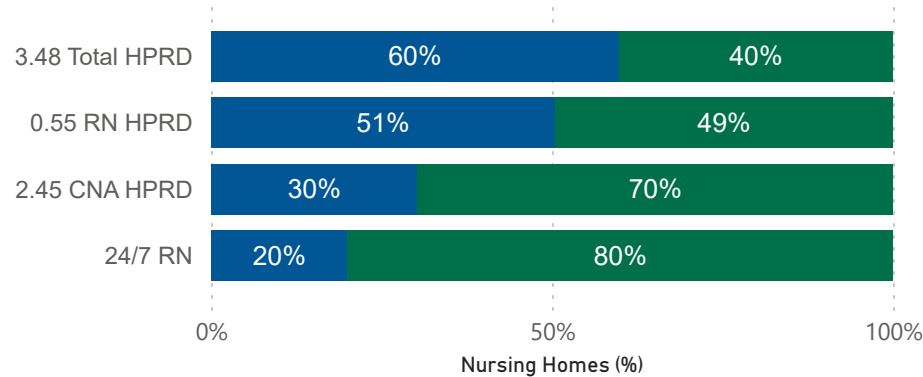
# Minimum Staffing Impact Summary

## Requirements Met

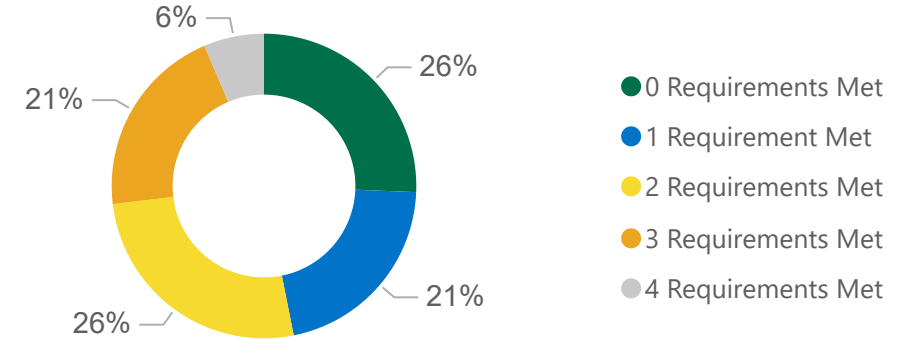
Nursing homes currently meeting requirements

### By Requirement

● Yes ● No



### Combination



# 14,578

Total Nursing Homes

## Staff Needed

Nurse Full Time Equivalents (FTEs) needed

# 101,757

Total (All Requirements)

### By Requirement

77,202 CNAs for 2.45 HPRD	21,568 RNs for 0.55 HPRD
7,274 RNs for 24/7	38,463 Total 3.48 HPRD

## Annual Cost

# \$6.5 billion

Total Annual Cost (All Requirements)

By Requirement	Annual Cost
CNA 2.45 HPRD	\$3,954,961,505
3.48 HPRD	\$2,594,681,098
RN 0.55 and 24/7	\$2,516,621,883

## Resident Impact

Potential decrease needed in average daily census to meet each requirement

# 290,624

Total (All Requirements)

### By Requirement

166,973 CNA 2.45 HPRD
207,790 RN 0.55 HPRD
58,566 Total 3.48 HPRD

# Minimum Staffing Final Rule Special Brief

## UTAH CONGRESSIONAL DISTRICT 1

May 2024

Number of Nursing Centers in Congressional District	
27	

Centers Meeting Each Requirement (Count, Percent %)			
<b>CNA 2.45 HPRD</b> 12 (44%)	<b>RN 0.55 HPRD</b> 26 (96%)	<b>RN 24/7</b> 6 (22%)	<b>Total Nurse (CNA, LPN/LVN, RN)</b> <b>3.48 HPRD</b> 18 (67%)

Staff Needed Nurse Full Time Equivalents (FTEs)				
<b>CNA 2.45 HPRD</b> 75.8	<b>RN 0.55 HPRD</b> 0.0	<b>RNs 24/7</b> 4.5	<b>Total Nurse</b> <b>3.48 HPRD</b> 46.2	<b>Total*</b> <b>All Requirements</b> 82.1

Annual Cost Impact Yearly Cost to Hire Staff Needed				
<b>CNA 2.45 HPRD</b> \$3,273,966	<b>RN 0.55 HPRD</b> \$3,340	<b>RN 24/7</b> \$404,388	<b>Total Nurse</b> <b>3.48 HPRD</b> \$2,727,582	<b>Total*</b> <b>All Requirements</b> \$3,802,455

Resident Impact Potential decrease in average daily census to meet each requirement			
<b>CNA 2.45 HPRD</b> 164	<b>RN 0.55 HPRD</b> 0	<b>Total Nurse 3.48</b> <b>HPRD</b> 70	<b>Total*</b> <b>(All Requirements)</b> 164

Abbreviations: HPRD = Hours Per Resident Day; CNA = Certified Nurse Aide; LPN/LVN = Licensed Practical/Vocational Nurse; RN = Registered Nurse

\*Totals for all requirements are not a direct sum of individual requirements. The totals factor in how meeting one requirement will help meet another to not overinflate the impact.

# Minimum Staffing Final Rule Special Brief

## UTAH CONGRESSIONAL DISTRICT 2

May 2024

Number of Nursing Centers in Congressional District
29

Centers Meeting Each Requirement (Count, Percent %)			
<b>CNA 2.45 HPRD</b> 8 (28%)	<b>RN 0.55 HPRD</b> 27 (93%)	<b>RN 24/7</b> 11 (38%)	<b>Total Nurse (CNA, LPN/LVN, RN)</b> <b>3.48 HPRD</b> 21 (72%)

Staff Needed Nurse Full Time Equivalents (FTEs)				
<b>CNA 2.45 HPRD</b> 98.0	<b>RN 0.55 HPRD</b> 0.4	<b>RNs 24/7</b> 6.0	<b>Total Nurse</b> <b>3.48 HPRD</b> 51.5	<b>Total*</b> <b>All Requirements</b> 105.3

Annual Cost Impact Yearly Cost to Hire Staff Needed				
<b>CNA 2.45 HPRD</b> \$4,539,827	<b>RN 0.55 HPRD</b> \$38,526	<b>RN 24/7</b> \$549,785	<b>Total Nurse</b> <b>3.48 HPRD</b> \$3,443,183	<b>Total*</b> <b>All Requirements</b> \$5,207,309

Resident Impact Potential decrease in average daily census to meet each requirement			
<b>CNA 2.45 HPRD</b> 212	<b>RN 0.55 HPRD</b> 4	<b>Total Nurse 3.48</b> <b>HPRD</b> 79	<b>Total*</b> <b>(All Requirements)</b> 212

Abbreviations: HPRD = Hours Per Resident Day; CNA = Certified Nurse Aide; LPN/LVN = Licensed Practical/Vocational Nurse; RN = Registered Nurse

\*Totals for all requirements are not a direct sum of individual requirements. The totals factor in how meeting one requirement will help meet another to not overinflate the impact.

## Minimum Staffing Final Rule Special Brief UTAH CONGRESSIONAL DISTRICT 3

May 2024

<b>Number of Nursing Centers in Congressional District</b>
24

<b>Centers Meeting Each Requirement</b> (Count, Percent %)			
<b>CNA 2.45 HPRD</b> 6 (25%)	<b>RN 0.55 HPRD</b> 23 (96%)	<b>RN 24/7</b> 9 (38%)	<b>Total Nurse (CNA, LPN/LVN, RN)</b> <b>3.48 HPRD</b> 17 (71%)

<b>Staff Needed</b> Nurse Full Time Equivalents (FTEs)				
<b>CNA 2.45 HPRD</b> 76.2	<b>RN 0.55 HPRD</b> 1.3	<b>RNs 24/7</b> 5.0	<b>Total Nurse</b> <b>3.48 HPRD</b> 28.0	<b>Total*</b> <b>All Requirements</b> 81.2

<b>Annual Cost Impact</b> Yearly Cost to Hire Staff Needed				
<b>CNA 2.45 HPRD</b> \$3,409,727	<b>RN 0.55 HPRD</b> \$122,496	<b>RN 24/7</b> \$463,450	<b>Total Nurse</b> <b>3.48 HPRD</b> \$1,736,635	<b>Total*</b> <b>All Requirements</b> \$3,873,177

<b>Resident Impact</b> Potential decrease in average daily census to meet each requirement			
<b>CNA 2.45 HPRD</b> 165	<b>RN 0.55 HPRD</b> 13	<b>Total Nurse 3.48</b> <b>HPRD</b> 43	<b>Total*</b> <b>(All Requirements)</b> 165

Abbreviations: HPRD = Hours Per Resident Day; CNA = Certified Nurse Aide; LPN/LVN = Licensed Practical/Vocational Nurse; RN = Registered Nurse

\*Totals for all requirements are not a direct sum of individual requirements. The totals factor in how meeting one requirement will help meet another to not overinflate the impact.

## Minimum Staffing Final Rule Special Brief UTAH CONGRESSIONAL DISTRICT 4

May 2024

<b>Number of Nursing Centers in Congressional District</b>
17

<b>Centers Meeting Each Requirement</b> (Count, Percent %)			
<b>CNA 2.45 HPRD</b> 6 (35%)	<b>RN 0.55 HPRD</b> 16 (94%)	<b>RN 24/7</b> 5 (29%)	<b>Total Nurse (CNA, LPN/LVN, RN)</b> <b>3.48 HPRD</b> 12 (71%)

<b>Staff Needed</b> Nurse Full Time Equivalents (FTEs)				
<b>CNA 2.45 HPRD</b> 39.1	<b>RN 0.55 HPRD</b> 0.3	<b>RNs 24/7</b> 2.3	<b>Total Nurse</b> <b>3.48 HPRD</b> 20.4	<b>Total*</b> <b>All Requirements</b> 41.3

<b>Annual Cost Impact</b> Yearly Cost to Hire Staff Needed				
<b>CNA 2.45 HPRD</b> \$1,760,300	<b>RN 0.55 HPRD</b> \$27,454	<b>RN 24/7</b> \$206,565	<b>Total Nurse</b> <b>3.48 HPRD</b> \$1,320,541	<b>Total*</b> <b>All Requirements</b> \$1,966,865

<b>Resident Impact</b> Potential decrease in average daily census to meet each requirement			
<b>CNA 2.45 HPRD</b> 85	<b>RN 0.55 HPRD</b> 3	<b>Total Nurse 3.48</b> <b>HPRD</b> 31	<b>Total*</b> <b>(All Requirements)</b> 85

Abbreviations: HPRD = Hours Per Resident Day; CNA = Certified Nurse Aide; LPN/LVN = Licensed Practical/Vocational Nurse; RN = Registered Nurse

\*Totals for all requirements are not a direct sum of individual requirements. The totals factor in how meeting one requirement will help meet another to not overinflate the impact.